

 An official website of the United States government [Here's how you know](#)

i **This site is being upgraded.** It's an early, in-progress version of an improved ESF Transparency Portal.



U.S. DEPARTMENT OF EDUCATION

Education Stabilization Fund

ESF / ESF Reporting / HEER - 835695214 - Year Two - Page 19 - Review

HEER Recipient Reporting Data Collection - Year Two

Submitted

Submitted: janegron@br.inter.edu - 4/18/2023, 6:25:19 PM

Page 19 - Review

General Information

Institutions must provide complete answers to each question.

1) Institutional Identifiers and Contact Information:

a)	Institution Name	DUNS#	
	UNIVERSIDAD INTERAMERICANA DE	835695214	HEER/CAMA

b) Identify the applicable OPEID(s) for this annual report:

OPEID
00502700

c) Identify the applicable IPEDS unitid(s) for this annual report:

Unitid
242644

d) For this annual report, please report on these HEERF grant PR/Award Numbers:

PR/Award Number (Program) / Award Amount
P425E202535 (Student Aid) / \$9,273,024

PR/Award Number (Program) / Award Amount
P425F200286 (Institutional Portion) / \$11,416,318

PR/Award Number (Program) / Award Amount

P425L200010 (Minority Serving Institutions) /

- 2) Did you expend all of your HEERF I, II, & III funds available prior to the end of the reporting period, making this your final annual report?

Yes

No

Websites

- 3) Reporting on institution websites:

- a) HEERF quarterly reporting webpage URL:

Quarterly Reporting URL

<http://www.br.inter.edu/informes-care-act-heerf>

- b) Student Portion Reporting: Provide all active website URLs posted by your campus, or by the institution on behalf of your campus(es), as required by the public posting requirement from the May 13, 2021 notice in the Federal Register for the student portion including any active URLs that provide archived information.

Student Portion URL

<http://www.br.inter.edu/informes-care-act-heerf>*See <https://www.federalregister.gov/d/2021-10196>.*

- c) Institutional Portion, (a)(1), (a)(2), and (a)(3) reporting: Provide all active website URLs posted by your campus, or by the institution on behalf of your campus(es), as required by the Quarterly Public Reporting Form for (HEERF I, II, III) (a)(1), (a)(2), and (a)(3) Institutional Portion including any active URLs that provide archived information.

Institutional Portion URL

<http://www.br.inter.edu/informes-care-act-heerf>*See <https://www2.ed.gov/about/offices/list/ope/heerfreporting.html>.*

How Aid Helped

- 4) How has HEERF helped your institution and your students?

- a) HEERF enabled my institution to continue offering planned programs (i.e., programs of study listed in our course catalog) that were at risk of

discontinuation due to pandemic-related factors

Strongly disagree	Disagree	Neutral	Agree	Strongly agree	N/A	Unable to Determine
-------------------	----------	---------	-------	----------------	-----	---------------------

b) HEERF enabled my institution to keep student net prices similar to pre-pandemic levels

Strongly disagree	Disagree	Neutral	Agree	Strongly agree	N/A	Unable to Determine
-------------------	----------	---------	-------	----------------	-----	---------------------

Net price refers to costs covered by students and their families and is calculated by adding tuition, fees, books, supplies, and living costs and subtracting grant and/or scholarship aid (e.g., Pell grants, school-based grants, merit scholarships)

c) HEERF enabled my institution to keep students enrolled by providing them with electronic devices and Internet access

Strongly disagree	Disagree	Neutral	Agree	Strongly agree	N/A	Unable to Determine
-------------------	----------	---------	-------	----------------	-----	---------------------

d) HEERF enabled my institution to keep students enrolled who were at risk of dropping out due to pandemic-related factors by providing direct financial support to students

Strongly disagree	Disagree	Neutral	Agree	Strongly agree	N/A	Unable to Determine
-------------------	----------	---------	-------	----------------	-----	---------------------

e) HEERF enabled my institution to keep faculty, staff, employees, and contractors at full salary levels who were at risk of unemployment due to pandemic-related factors

Strongly disagree	Disagree	Neutral	Agree	Strongly agree	N/A	Unable to Determine
-------------------	----------	---------	-------	----------------	-----	---------------------

f) HEERF enabled my institution to purchase COVID tests, health screening, and the healthcare needed to help students and faculty

Strongly disagree	Disagree	Neutral	Agree	Strongly agree	N/A	Unable to Determine
-------------------	----------	---------	-------	----------------	-----	---------------------

Aid Determination



Aid Distribution



Emergency Grants - Guidance



Emergency Grants - Counts, Student, and Institution Funds



8) What percentage of students received emergency grants and how much did students receive in emergency grants by fund type and student type?

Note: Institutions must provide complete answers to each question.

a) Complete the following table:

When IPEDS definitions apply (categories labeled with "(IPEDS categories)" in the form), use the same category for each student that is used to report to IPEDS. For the second and third annual HEERF reports (reporting on calendar years 2021 and 2022 in early 2022 and early 2023 respectively), if a student is not reported to IPEDS, for example because they are not enrolled for credit in courses that could lead to an award, then report that student under "Students not categorized in IPEDS." In the fourth, and fifth annual HEERF reports "Students not categorized in IPEDS" will no longer be an option in the form and institutions will need to track all of their students (regardless of if they would be included in IPEDS enrollment counts) and categorize them using the IPEDS classification methodology

Emergency Financial Aid Grants Awarded to Students: Report only disbursements related to Emergency Financial Aid Grants including using those grants to satisfy outstanding accounts. Any disbursements unrelated to Emergency Financial Aid Grants should not be included in the reported expenditures

Number of Students

How many students were enrolled? (unduplicated count for the reporting period)

Number of Undergraduate₆ full-time₇ Pell grant recipients₈

1,161

Number of Undergraduate₆ full-time₇ Non-Pell grant recipients₉

126

Number of Undergraduate₆ part-time Pell grant recipients

149

Number of Undergraduate₆ part-time Non-Pell grant recipients

132

Number of Graduate full-time recipients

140

Number of Graduate part-time recipients

38

Total number of Students

1,746

Number of HEERF Student Recipients – Emergency Grants to Students (unduplicated)
How many students received HEERF emergency financial aid grants?
(unduplicated across all HEERF sections)

Number of Undergraduate₆ full-time₇ Pell grant recipients₈

1,085

Number of Undergraduate₆ full-time₇ Non-Pell grant recipients₉

107

Number of Undergraduate₆ part-time Pell grant recipients

149

Number of Undergraduate₆ part-time Non-Pell grant recipients

51

Number of Graduate full-time recipients

125

Number of Graduate part-time recipients

33

Total number of Students

1,550

HEERF (a)(1) Student Aid Portion Amount Disbursed
What was the amount disbursed directly to students as Emergency Financial Aid

Grants?

Amount disbursed to Undergraduate₆ full-time₇ Pell grant recipients₈

\$ 3,568,646.00

Amount disbursed to Undergraduate₆ full-time₇ Non-Pell grant recipients₉

\$ 197,688.00

Amount disbursed to Undergraduate₆ part-time Pell grant recipients

\$ 396,090.00

Amount disbursed to₆ part-time Non-Pell grant recipients

\$ 101,332.00

Amount disbursed to Graduate full-time recipients

\$ 333,123.00

Amount disbursed to Graduate part-time recipients

\$ 82,072.00

Total amount disbursed to Students

\$4,678,951.00

HEERF (a)(1) Student Aid Portion Amount Disbursed

What was the amount of Emergency Financial Aid Grants applied to satisfy student's outstanding account balance upon receiving affirmative written consent from students to do so?

If funds were not used for this purpose, report \$0. Include only amounts that benefited students who directly received Emergency Financial Aid Grants.

Amount disbursed to Undergraduate₆ full-time₇ Pell grant recipients₈

\$ 0.00

Amount disbursed to Undergraduate₆ full-time₇ Non-Pell grant recipients₉

\$ 0.00

Amount disbursed to Undergraduate₆ part-time Pell grant recipients

\$ 0.00

Amount disbursed to Undergraduate₆ part-time Non-Pell grant recipients

\$ 0.00

Amount disbursed to Graduate full-time recipients

\$ 0.00

Amount disbursed to Graduate part-time recipients

\$ 0.00

Total amount disbursed to Students

\$ 0.00

HEERF (a)(1) Institutional Portion Amount Disbursed
What was the amount disbursed directly to students as Emergency Financial Aid Grants?

Amount disbursed to Undergraduate₆ full-time₇ Pell grant recipients₈

\$ 8,969.00

Amount disbursed to Undergraduate₆ full-time₇ Non-Pell grant recipients₉

\$ 4,979.00

Amount disbursed to Undergraduate₆ part-time Pell grant recipients

\$ 0.00

Amount disbursed to Undergraduate₆ part-time Non-Pell grant recipients

\$ 989.00

Amount disbursed to Graduate full-time recipients

\$ 7,764.00

Amount disbursed to Graduate part-time recipients

\$ 987.00

Total amount disbursed to Students

\$23,688.00

HEERF (a)(1) Institutional Portion Amount Disbursed

What was the amount of Emergency Financial Aid Grants applied to satisfy student's outstanding account balances?

If funds were not used for this purpose, report \$0. Include only amounts that benefited students who directly received Emergency Financial Aid Grants.

Amount disbursed to Undergraduate⁶ full-time⁷ Pell grant recipients⁸

\$ 915.00

Amount disbursed to Undergraduate⁶ full-time⁷ Non-Pell grant recipients⁹

\$ 7,568.00

Amount disbursed to Undergraduate⁶ part-time Pell grant recipients

\$ 0.00

Amount disbursed to Undergraduate⁶ part-time Non-Pell grant recipients

\$ 2,406.00

Amount disbursed to Graduate full-time recipients

\$ 2,956.00

Amount disbursed to Graduate part-time recipients

\$ 528.00

Total amount disbursed to Students

\$14,373.00

⁶For students in both undergraduate and graduate categories, classify as a graduate student.

⁷For students who had multiple enrollment intensities, classify as full-time.

⁸Designate the student as a Pell grant recipient if the student was a Pell grant recipient at any time within the applicable reporting period.

⁹Includes non-FAFSA filers.

Emergency Grants - (a)(2), (a)(3), and (a)(4) Funds ∨

Emergency Grants - Min/Max, Calculated Totals, and Averages ∨

Emergency Grants - Title IV ∨

Emergency Grants - Race/Ethnicity ∨

Emergency Grants - Gender and Age ∨

Institutional Expenditures ∨

Lost Revenue ∧

- c) Estimate how much of the lost revenue reported above came from revenue lost from each of the following sources:
These categories are the categories described in Question 3 of the HEERF Lost Revenue FAQs (March 19, 2021, available at <https://www2.ed.gov/about/offices/list/ope/heerflostrevenuefaqs.pdf>).

Academic Resources

Estimated Amount
\$ 0.00

Unpaid student accounts receivable or other student account debts (including tuition, fees, and institutional charges)

Estimated Amount
\$ 0.00

Room and board

Estimated Amount
\$ 0.00

Enrollment declines, including reduced tuition, fees, and institutional charges

Estimated Amount
\$ 2,262,276.00

Supported research

Estimated Amount
\$ 0.00

Summer terms and camps

Estimated Amount
\$ 0.00

Auxiliary services sources

Estimated Amount
\$ 0.00

Cancelled ancillary events

Estimated Amount
\$ 0.00

Disruption of food service

Estimated Amount
\$ 0.00

Dormitory services

Estimated Amount
\$ 0.00

Childcare services

Estimated Amount
\$ 0.00

Use of facilities or venues, including external events such as weddings, receptions, or conferences (other than facilities associated with sectarian instruction or religious worship)

Estimated Amount
\$ 0.00

Bookstore revenue

Estimated Amount
\$ 0.00

Parking revenue

Estimated Amount
\$ 0.00

Lease revenue

Estimated Amount
\$ 0.00

Royalties

Estimated Amount
\$ 0.00

Other operating revenue

Estimated Amount
\$ 0.00

Total (a)(1) lost revenue funds	Total (a)(2) lost revenue funds	Total (a)(3) lost revenue funds	TOTAL LOST REVENUE HEERF
\$ 2,262,276.00	\$ 0.00	\$ 0.00	\$2,262,276.00

Estimated amounts need to sum to amounts reported in 9a

d) Briefly describe the "other operating revenue" reported above:

Brief description

N/A

Enrollment - Academic ▼





Enrollment - Race ▼

Enrollment - Gender/Age ▼

FTE Positions ▼

Accreditor Approval ▼

Site Resources

-  [About the Data](#)
-  [Grantee Help](#)
-  [Data Download](#)
-  [API Documentation](#)

 [Glossary](#)

 [ESF Contacts](#)

 [About the Data](#)

 [Grantee Help](#)

 [Data Download](#)

 [API Documentation](#)

 [Glossary](#)

 [ESF Contacts](#)



www.covid-relief-data.ed.gov

An official website of the Department of Education

[Website Policies](#)

Looking for U.S. government information and services? **Visit USA.gov**

Looking for U.S. government information and services? **Visit USA.gov**

U.S. Department of Education



Contact Us

1-800-USA-LEARN

U.S. Department of Education



Contact Us

1-800-USA-LEARN